

SIC invent


Schilli
Implantology
Circle



Product Overview

SICvantage[®] max The Conical Connection

SICvantage
Swiss Cross Technology[®]



SIC invent Around the World

What began more than 10 years ago with a small group of doctors and entrepreneurs is today a company group with a total of 31 subsidiaries and distribution partners worldwide.

Implants from Implantologists.





SIC invent



Dear Partners and Friends,

What began with a Swiss corporation became a globally active company. The concept for success is based on our company slogan "Implants from Implantologists".

The SIC "Schilli Implantology Circle" was founded at the same time as the SIC invent group. SIC is an internationally organised network of opinion leaders and users of the system, jointly responsible for a powerful SIC invent product portfolio and its reliable application on patients, based on a worldwide continuous training concept.

Virtually all system components, which you will find in this product overview, have been developed in broad agreement with the SIC "Schilli Implantology Circle". Before they are presented in this catalogue, they have obtained the necessary evidence via studies and non-interventional studies at leading universities and in the practices and clinics of SIC members.

At this point, I would like to express my sincere gratitude to all SIC Members. Without this "Think Tank" and user-oriented advisory group, a premium product and training portfolio would not be possible.

If hexagonal internal connection or conical internal connection – both philosophies have their preferred indication. The choice is yours!

SICvantage is not just another conical implant-abutment connection! The self-locking, indexed "Morse taper" inner connection with a cone angle of 2.8° provides outstanding strength and ultimate connection reliability. The reversible welding process provides properties comparable to a one-piece implant which enables you to work with or without an implant abutment fixation screw. The subsequently arising possibilities are unique.

The individual approach

Let us inspire and convince you – now and in the future – with our products, innovations and optimisations.

At this stage, I would like to thank you for the confidence you have placed in us, and I look forward to continuing our cooperation.

Sincerely
Georg Schilli,

A handwritten signature in black ink, appearing to read 'G. Schilli'.

President of the Supervisory Board
Chief Executive Officer
SIC invent AG

Dear Partners and Friends,

Implantology has changed dentistry. It is, like the surgical joint replacement, a product of modern bone surgery. In 1958, this was completely restructured by the Arbeitsgemeinschaft für Osteosynthese (AO = Association for the Study of Osteosynthesis). Their rules also apply to us: the biomechanical principles of function provide orientation, the vitality of the bone must be preserved. The aim is the most atraumatic surgical procedure possible.

Incorporation of an implant is a biological process, and we must provide the requirements for it to take place smoothly. Every detail of our approach is therefore important. The procedure is optimised and errors are avoided by providing clear surgical protocols. But despite all the schematic optimisation every case remains an individual case. This in particular applies to the subsequent prosthetic restoration. When prosthodontics cooperates with surgery, prosthodontics dominates as it determines the function and aesthetics.


The implant system plays a major role in this process which is influenced by the individual factors of the patient. It is a standard product not only from a technical point of view but also for legal reasons. In this case, continuous optimisation is also a prerequisite for lasting success.

This is one of the tasks of the SIC "Schilli Implantology Circle". The international, interdisciplinary discussion forum integrates current theoretical and scientific research results in the implementation of practice-relevant systems and synchronises them with practical experience.

Another function of the SIC "Schilli Implantology Circle" is also to pass on this success in the form of continuous training.

We are, as are the members of the circle, very enthusiastic about implantology and want to improve the process and product through discussions with competent specialists. Disadvantages and faults as well as possible improvements and prospects are discussed at regional and an international level and scientific investigations and checks are initiated. Organisation and trust are therefore prerequisites for ensuring that everyone profits from this approach and that we can provide our patients with even more reliable and better help.

Sincerely
Prof. Dr. Wilfried Schilli



Founding Member Schilli Implantology Circle



SICvantage® max Overview	p. 8
SIC invent Surgical Guidelines	p. 10
SIC invent Prosthetic Guidelines	p. 14
SIC invent Implants	p. 16
SICvantage® max	p. 17
SIC invent Prosthetics	p. 18
Temporary Solutions	p. 20
SICvantage TempCap, Gingiva Shaper for Insertion Post	p. 20
SICvantage TempFix, Provisional Abutment for Insertion Post	p. 20
SICvantage Gingiva Shapers	p. 20
SICvantage Gingiva Shapers grey – anterior, concave	p. 20
SICvantage Gingiva Shapers blue – anterior, concave	p. 21
SICvantage Gingiva Shapers blue – posterior, concave	p. 21
SICvantage Gingiva Shapers red – anterior, concave	p. 21
SICvantage Gingiva Shapers red – posterior, concave	p. 22
Impression Technique	p. 22
SICvantage Impression Technique, Transfer Abutment, reposition	p. 22
Accessories – Transfer Caps	p. 23
SIC Impression Technique, Open Tray Technique	p. 23
Fixation Screws for Open Tray Technique	p. 24
SIC Insertion Tool	p. 24
SICvantage Lab Implants	p. 25
Abutments	p. 26
SICvantage Standard Abutments grey, anterior, straight	p. 26
SICvantage Standard Abutments grey, anterior, 15° angle	p. 26
SICvantage Standard Abutments blue, anterior, straight	p. 27
SICvantage Standard Abutments blue, posterior, straight	p. 27
SICvantage Standard Abutments blue, anterior, 15° angle	p. 28
SICvantage Standard Abutments blue, posterior, 15° angle	p. 28
SICvantage Standard Abutments blue, anterior, 25° angle	p. 29
SICvantage Standard Abutments red, anterior, straight	p. 29
SICvantage Standard Abutments red, posterior, straight	p. 30
SICvantage Standard Abutments red, anterior, 15° angle	p. 30
SICvantage Standard Abutments red, posterior, 15° angle	p. 31
SICvantage Standard Abutments red, anterior, 25° angle	p. 31
SICvantage Impression Cap for Standard Abutments	p. 32
CAD/CAM	p. 32
SICvantage Bonding Base CAD/CAM, straight	p. 32
SICvantage Bonding Base CAD/CAM, straight, for bridgework	p. 33
SICvantage Bonding Base CAD/CAM, 15° angle	p. 33
SICvantage Bonding Base CAD/CAM, straight, CEREC	p. 34
SICvantage Scan Adapter	p. 34
SICvantage Milling Blank CAD/CAM, M-Line	p. 35

SICvantage Multi-Unit Abutment System “Safe on Four”	p. 36
SICvantage Multi-Unit Abutment “Safe on Four”, straight	p. 37
SICvantage Multi-Unit Abutment “Safe on Four”, 16° angle	p. 37
SICvantage Multi-Unit Abutment “Safe on Four”, 30° angle	p. 38
SIC Crown Base “Safe on Four”	p. 38
SIC Accessories for Multi-Unit Abutment System	p. 39
LocFix	p. 40
SICvantage LocFix Attachments, blue	p. 40
SICvantage LocFix Attachments, red	p. 40
SIC LocFix Replacement Male	p. 41
SIC LocFix Accessories	p. 41
SIC Prosthetic Tools	p. 42
SIC invent Standard Surgery	p. 46
SICvantage Surgical Tray	p. 48
Drill Systems	p. 48
SIC Marking Drill	p. 48
SIC Short Drills	p. 49
SIC Drills for Depth Stop	p. 49
SIC Depth Stops for Drills up to Ø 3.25 mm	p. 50
SIC Depth Stops for Drills up to Ø 4.6 mm	p. 50
SIC Brackets for Depth Stops	p. 51
SIC Crestal Drills	p. 51
SIC Bone Taps	p. 52
SIC Bone Condenser	p. 53
SIC Surgical Accessories	p. 54
SIC Insertion Tools Surgery	p. 56
SIC invent Biomaterials	p. 60
Bone Grafting Materials	
SIC nature graft	p. 61
Membrane	
SICmeso Guard® Dental Membrane	p. 61
Certificates	p. 62

SIC invent Implant System

SICvantage[®] max

Patient Satisfaction

– by individual treatment concepts and reduced treatment time

Security


– through cold-welding of the taper connection in situ

Cementitis Prevention

– by screw-free and cement-free prosthetics

While developing the SICvantage[®] max implant, the focus was concentrated on the internal connection. The conical implant abutment connection design is a 2.8° Morse taper with "Swiss Cross" index as an anti-rotation mechanism.

SICvantage[®] max is setting new safety standards with reduced-diameter implant abutment connections.



Overview of Product Characteristics:

- Self-locking inner "Morse taper" connection with a cone angle of 2.8°.
- SICvantage[®] "Swiss Cross": 4 groove index.
- Outstanding mechanical stability.
- Prosthetic restoration possible with and without a fixation screw.
- The implant site is prepared just as the SICmax[®] implant (identical surgery tray, see SIC one4all Concept[™]).
- Basic cylindrical shape of the implant with crestal microthread guarantees very great primary stability. As a result, the implant is also suitable for immediate implantation.
- Greatly rounded implant tip without a direct thread cut for use in the upper posterior region, especially with all forms of sinus lift.
- Integrated "platform switching" for convenient prosthetic handling.
- Microstructure of the SIC surface – "SICmatrix" – in combination with titanium Grade 4 guarantees reliable, long-lasting osseointegration.



SIC invent Surgical Guidelines

SICvantage® max ● 3.0 ● 3.7 ● 4.2 ● 4.7 ● 5.2

	9.5 to 14.5	7.5 to 14.5	7.5 to 14.5	7.5 to 14.5	7.5 to 14.5
Standard Drills					
Short Drills	9.5 to 11.5	7.5 to 11.5	7.5 to 11.5	7.5 to 11.5	7.5 to 11.5
Pilot Drill 2.0	x	x	x	x	x
Ext. Drill 2.8	x	x	x	x	x
Ext. Drill 3.1		x			
Ext. Drill 3.25		•	x	x	x
Ext. Drill 3.75			•	x	x
Ext. Drill 4.25				•	x
Ext. Drill 4.6					•
Crestal Drill 3.3		x			
Crestal Drill 3.75			x		
Crestal Drill 4.25				x	
Crestal Drill 4.75					x
Bone Tap 3.0	(x)				
Bone Tap 3.4		(x)			
Bone Tap 4.0			(x)		
Bone Tap 4.5				(x)	
Bone Tap 5.0					(x)

(x) = optional, according to bone quality

• = in case of very hard bone

Short and long drills with depth stops

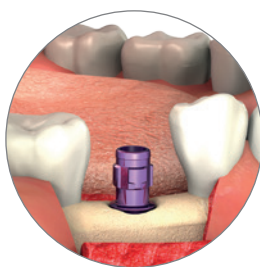


Surgical Procedure with Subcrestal Implant Position

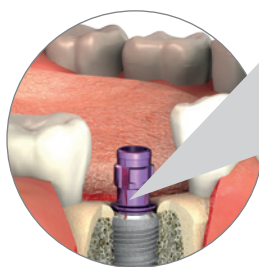
The insertion post has a preparation shoulder for the provisional restoration. To avoid tilting of this shoulder at the upper emergence of the drill-hole of the alveolar ridge this section should be extended circularly with a surgical round bur according to figure 1 to 3.



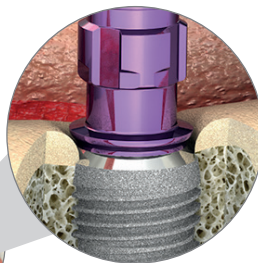
1 Preparation



2 Implant Insertion

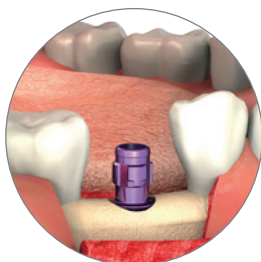


3 Detailed View

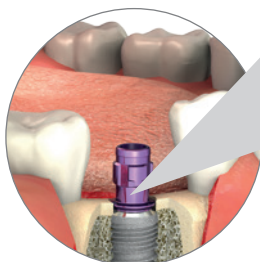


When the implant was inserted without circular extension drilling the insertion post, if possibly clamping, can be removed easily, with the appropriate extractor according to figure 4 to 6 after removal of the fixation screw.

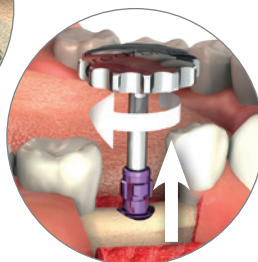

It is important to note that for the following prosthodontic treatment exceeding hard tissue has to be removed.



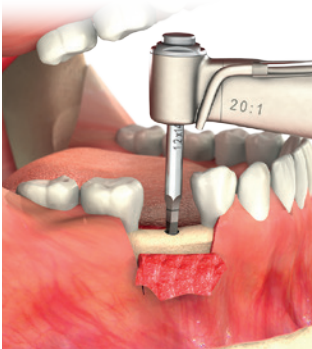
4 Implant Insertion



5 Detailed View



6 Removal of the Insertion Post



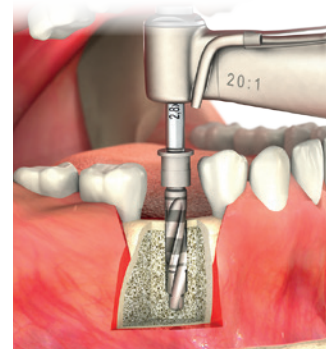
1 Marking Drilling:
After detaching the mucosa, the implant site is spot drilled using the marking drill. The drilling depth is variable and is maximum the length of the implant. Speed max. 800 rpm.



2 Pilot Drilling:
Using the \varnothing 2.0 mm pilot drill, the implant length and axial alignment are then determined. The drilling depth can be checked optically using the depth markings on the drills or the optional depth stop system. Speed max. 800 rpm.



3 Depth Measurement:
Check of the preparation depth and axial alignment using the \varnothing 2.0 mm depth gauge or the "Easy Handle" 937122.



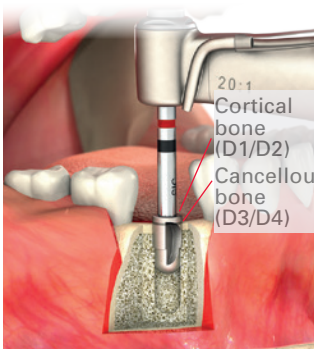
4 Initial Extension Drilling:
The pilot drill hole is extended using the "Smart Drill" \varnothing 2.8 mm extension drill. The axial alignment can still be slightly adjusted at this stage. Speed max. 800 rpm.



5 Axial Alignment:
Check of the axial alignment using the \varnothing 2.8 mm depth gauge.



6 Further Extension Drilling:
The use of the respective SIC \varnothing 3.1 / 3.25 / 4.25 / 4.6 mm extension drills depends on the planned implant diameter (see overview top left). Speed max. 800 rpm. (We recommend a lower speed with each of the last extension drills. No cooling is needed under 60 rpm. Residual borings collected from the drill are an ideal augmentation material).



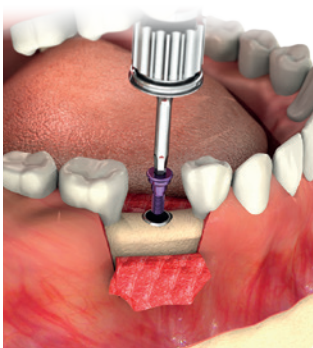
7 Crestal Drill:
The depth of drilling depends on the bone quality (see drawing above). Speed max. 650 rpm. (We recommend a lower speed when using the crestal drill. No cooling is needed under 60 rpm. Residual borings collected from the drill are an ideal augmentation material).



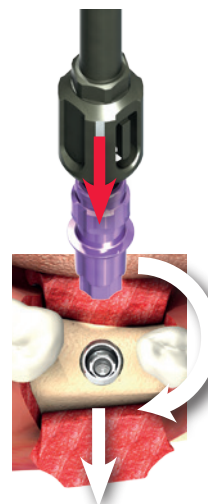
8 Bone Tap:
An initial thread should be cut in cases with highly cortical bone structures (D1/D2). The depth of the thread cut is normally half the length of the implant. The thread can be tapped manually or using a handpiece. Speed max. 35 rpm.



9 Implant Placement
The implant insertion is performed with the insertion tool for angle piece, direct (max. 25 rpm) or additionally with the TR insertion tool and torque ratchet until it is flush with the bone level.



10 Implant Closure:
Finally, the implant is sealed using the cover screw and saliva-proof wound closure.

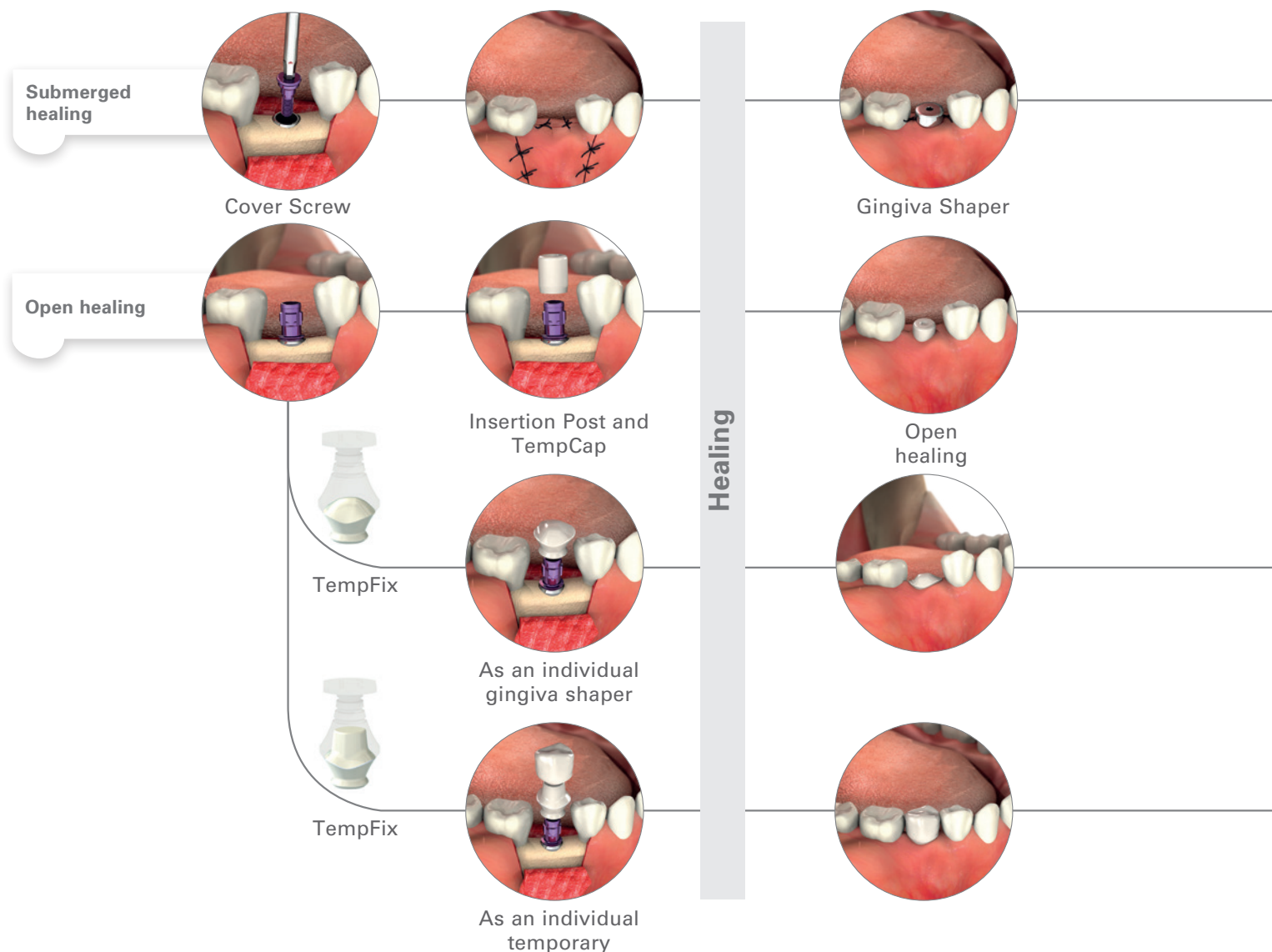


Caution:
The final position of the implant should always be aligned so that the notch with the laser marking of the swiss cross of the insertion tool (and implant insertion post) faces buccally.

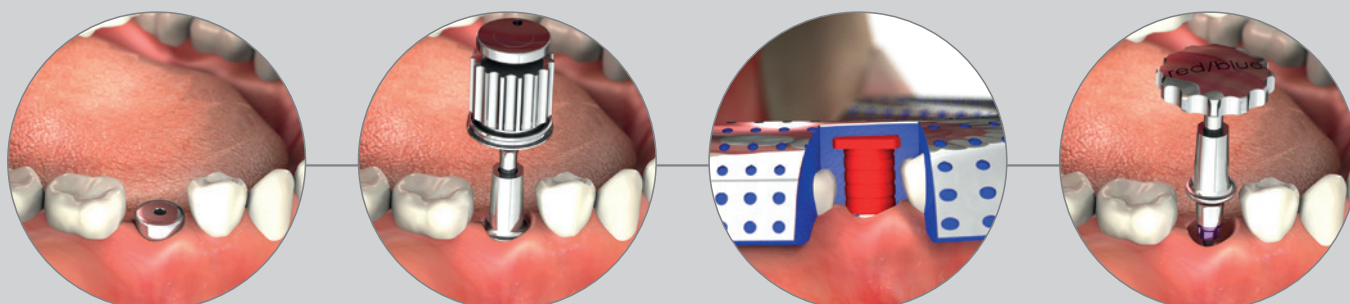
Align buccally

SIC invent Prosthetic Guideline

FOR TEMPORARY TREATMENTS



Efficient Workflow with Impression Cap



1 Remove the gingiva shaper with the screwdriver hex. 1.2 mm.

2 Insert the standard abutment and tighten the fixation screw with the screwdriver hex 1.2 mm using a torque of 20 Ncm.

3 Fit the impression cap onto the standard abutment and transfer the implant position by a closed impression tray.

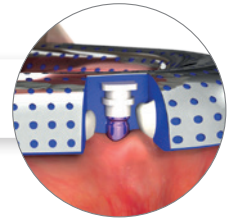
4 Remove the standard abutment with the extractor.

FINAL RESTORATIONS

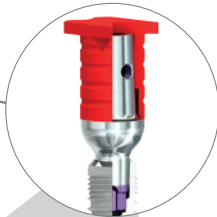

Impression Taking



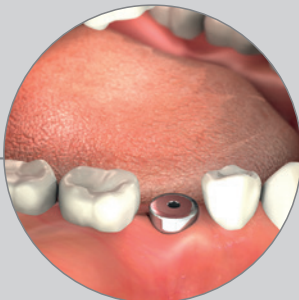

Reposition




Open Tray
Technique



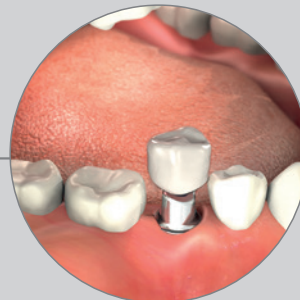
Standard Abutment
with Impression Cap



5 Replace the gingiva shaper and tighten hand-tight with the screwdriver hex 1.2 mm using a torque of 5 Ncm.



6 For fabricating the master model, fit the standard abutment with the screwed laboratory analogue in the intended position of the impression tray. If the impression is taken with several abutments, the particular abutment must always be set to the appropriate impression position.

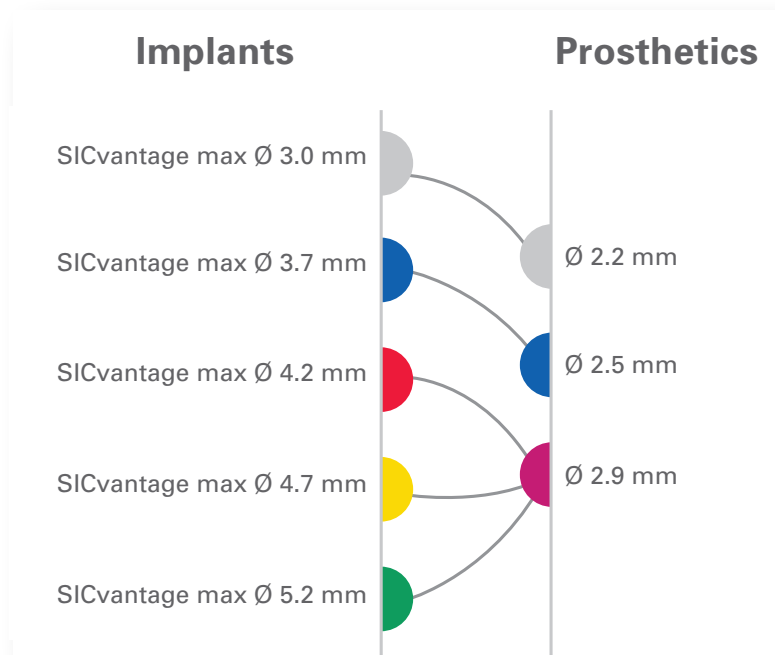


7 Fabricate the crown and insert in situ. Tighten the fixation screw with a torque of 20 Ncm.



8 Final Situation

SIC invent Prosthetic Guideline



Gingiva Shaper

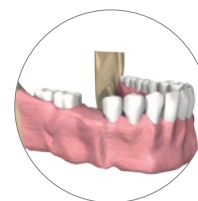
- concave anterior
- concave posterior



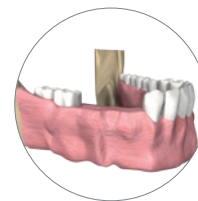
Impression Technique

- Reposition/Open Tray Technique

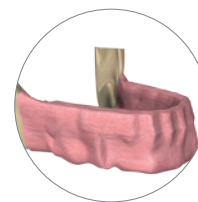
Single-tooth restoration



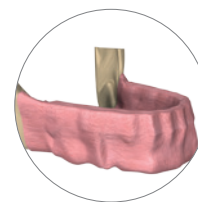
Bridgework



Complete Restoration non-removable



Complete Restoration removable



TempCap
p. 20

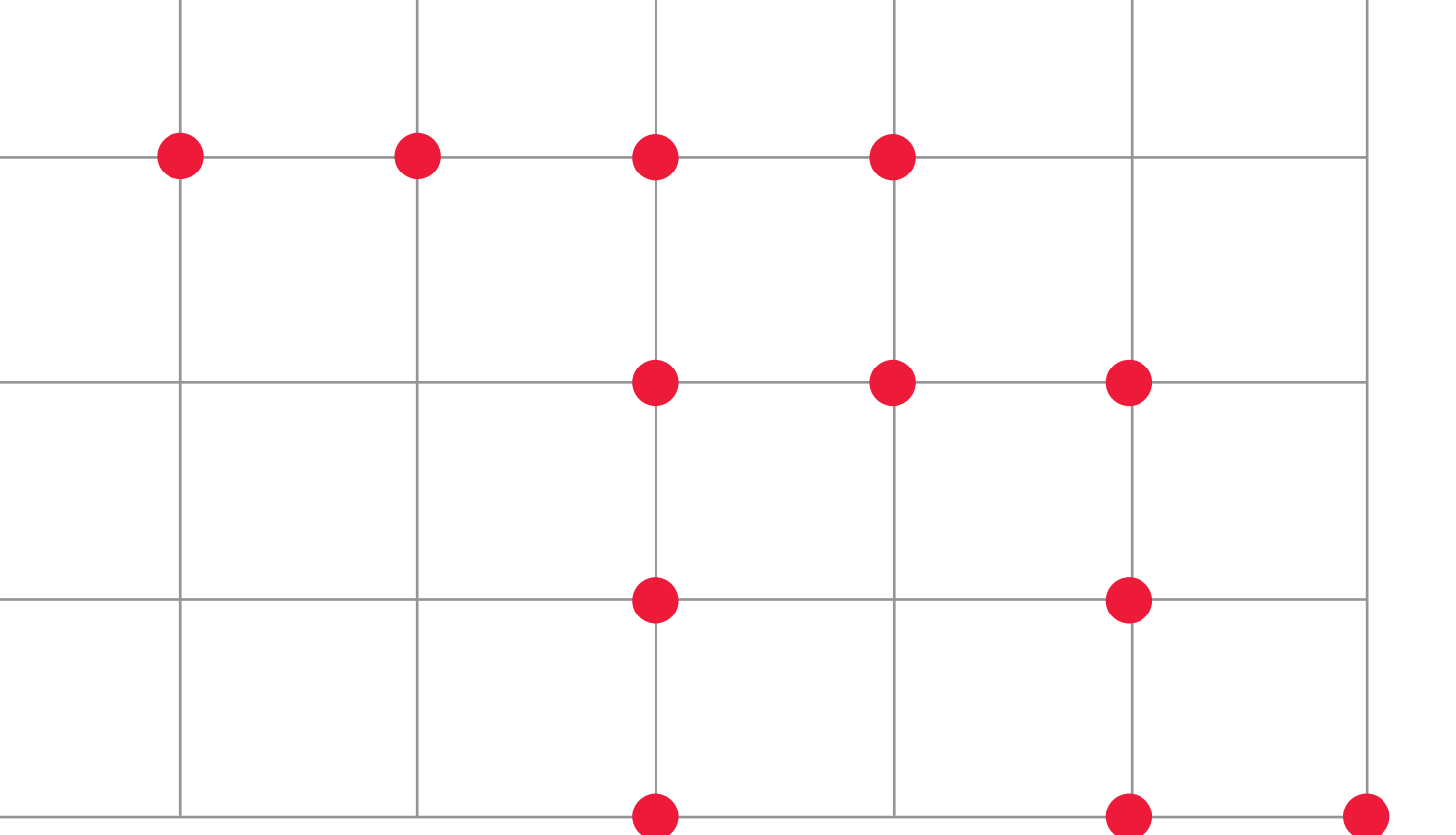

TempFix
p. 20

**Standard
Abutments**
p. 26

**CAD/CAM
Abutments**
p. 32

**Multi-Unit
Abutment System
"Safe on Four"**
p. 36


**LocFix
Attachments**
p. 40



Tightening Torque

Gingiva Shaper	5 Ncm (hand tight)
Impression Post	5 Ncm (hand tight)
All Fixation Screws and Attachments	20 Ncm
SICvantage Multi-Unit Abutment "Safe on Four", straight with any SICvantage insertion tool	30 Ncm

Implants



Implants

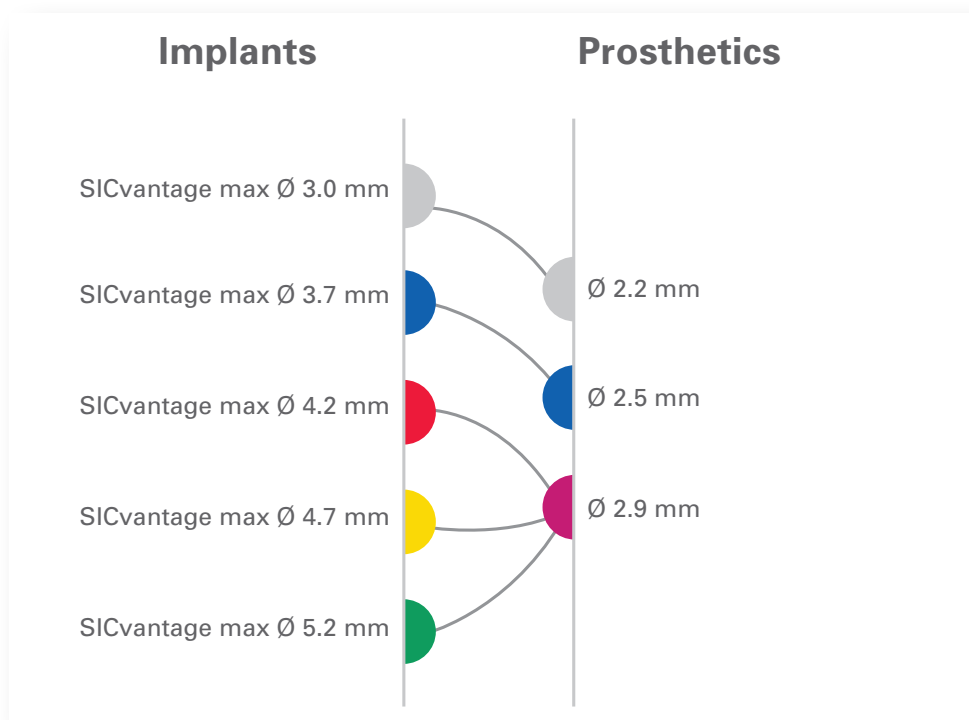
SICvantage[®] max

SICvantage max Screw Implants incl. Cover Screw

Diameter	Ø 3.0 mm	Ø 3.7 mm	Ø 4.2 mm	Ø 4.7 mm	Ø 5.2 mm
Material: Titanium Grade 4					
Ø Prosthetic connection [mm]	2.2	2.5		2.9	
Geometry of the connection	Morse Taper				
Length [mm]	Art. No.				
7.5		950172	950182	950192	950202
9.5	950163	950173	950183	950193	950203
11.5	950164	950174	950184	950194	950204
13.0	950165	950175	950185	950195	950205
14.5	950166	950176	950186	950196	950206



Prosthetics



Temporary Solutions	p. 20
SICvantage Gingiva Shapers	p. 20
SICvantage Impression Technique	p. 22
SIC Insertion Tool	p. 24
SIC Fixation Screws	p. 24
SICvantage Lab Implants	p. 25

SICvantage Abutments	p. 26
SICvantage Impression Cap	p. 32
SICvantage CAD/CAM	p. 32
SICvantage Multi-Unit Abutment System	p. 36
SICvantage LocFix Attachments	p. 40
SIC Prosthetic Tools	p. 42



SIC Surgical / Prosthetic Concept

Development of the SICvantage[®] max implant system had three priorities: maximum mechanical stability, ideal handling and a full indication range.

Motivated by the conviction to offer one of the most sophisticated parallel-walled (HEX) internal connections on the market, it was clear to SIC invent AG that the new conical "SICvantage[®] max" internal connection in turn also must be one of the best and provide innovative prosthetic restoration options.



SICvantage[®] max will impress more than just real taper fans. The concept is distinguished by a high level of user and product safety even with reduced implant diameters.

Indexing is performed by 4 cross-type, parallel-walled grooves ("Swiss Cross"). The conical section is tightened for the long-term by tapping gently or with the fixation screw at a torque of 20 Ncm.



After removal of the fixation screw, the (Morse taper) conical connection can only be removed with a special instrument - the extractor.

Temporary Solutions

SICvantage TempCap, Gingiva Shaper for Insertion Post






Compatible with	Ø 3.7 mm	4.2/4.7/5.2 mm
Material: PEEK		
Gingival height [mm]	5.0	
Geometry of the connection	Insertion Post	
	Art. No.	
	950400	950401

SICvantage TempFix, Provisional Abutment for Insertion Post








Compatible with	Ø 3.7 mm	4.2/4.7/5.2 mm
Material: PEEK		
Gingival height [mm]	5.0	
Specific height/length [mm]	11.0	
Geometry of the connection	Insertion Post	
	Art. No.	
	950410	950411

Gingiva Shapers






SICvantage Gingiva Shaper grey – anterior, concave

Compatible with	Ø 3.0 mm				
Material: Titaniumium Grade 5					
Ø Implant connection [mm]	2.2				
Ø Prosthetics [mm]	3.7				
Gingival height [mm]	1.0	2.0	3.0	4.0	5.0
	Art. No.				
	950316	950317	950318	950319	950320










SICvantage Gingiva Shaper blue – anterior, concave

Compatible with	 Ø 3.7 mm					
Material: Titanium Grade 5						
Ø Implant connection [mm]	2.5					
Ø Prosthetics [mm]	4.3					
Gingival height [mm]	1.0	2.0	3.0	4.0	5.0	7.0
	Art. No.					
	950336	950337	950338	950339	950340	950344








SICvantage Gingiva Shaper blue – posterior, concave

Compatible with	 Ø 3.7 mm			
Material: Titanium Grade 5				
Ø Implant connection [mm]	2.5			
Ø Prosthetics [mm]	5.3			
Gingival height [mm]	1.5	3.0	5.0	7.0
	Art. No.			
	950341	950342	950343	950345











SICvantage Gingiva Shaper red – anterior, concave

Compatible with	 Ø 4.2 mm	 Ø 4.7 mm	 Ø 5.2 mm			
Material: Titanium Grade 5						
Ø Implant connection [mm]	2.9					
Ø Prosthetics [mm]	5.3					
Gingival height [mm]	1.0	2.0	3.0	4.0	5.0	7.0
	Art. No.					
	950356	950357	950358	950359	950360	950364





SICvantage Gingiva Shaper red – posterior, concave

Compatible with	 Ø 4.2 mm	 Ø 4.7 mm	 Ø 5.2 mm	
Material: Titanium Grade 5				
Ø Implant connection [mm]	2.9			
Ø Prosthetics [mm]	6.3			
Gingival height [mm]	1.5	3.0	5.0	7.0
	Art. No.			
	950361	950362	950363	950365

Impression Technique







Compatible with	 Ø 3.0 mm		 Ø 3.7 mm		   Ø 4.2/4.7/5.2 mm	
	Material: Titanium Grade 5	 short	 long	 short	 long	 short
Ø Implant connection [mm]	2.2		2.5		2.9	
Gingival height [mm]	4.0	7.0	4.0	7.0	4.0	7.0
Specific height/length [mm]	9.8	12.8	9.8	12.8	9.8	12.8
Geometry of the connection	Cone + Swiss Cross					
	Art. No.					
	950451	950452	950453	950454	950455	950456

SIC Transfer Caps with Click, 5 pieces

Compatible with	 Ø 3.0 mm	 Ø 3.7/4.2/ 4.7/5.2 mm
Material: POM		
Specific height/length [mm]	5.5	
	Art. No.	
	950491	950490

SIC Impression Technique

SICvantage Transfer Abutment, Open Tray Technique

Compatible with	 Ø 3.7 mm		 Ø 4.2/4.7/5.2 mm	
Material: Titanium Grade 5	 short <small>(incl. SIC Fixation Screw 22.5 mm)</small>	 long <small>(incl. SIC Fixation Screw 27.5 mm)</small>	 short <small>(incl. SIC Fixation Screw 22.5 mm)</small>	 long <small>(incl. SIC Fixation Screw 27.5 mm)</small>
Ø Implant connection [mm]	2.5		2.9	
Specific height/length [mm]	9.0	13.0	9.0	13.0
Geometry of the connection	Cone + Swiss Cross			
	Art. No.			
	950473	950474	950475	950476








Fixation Screws for Open Tray Technique

SIC Insertion Tool



(manual use)

Compatible	for SIC Fixation Screw, for Transfer Abutment, Open Tray Technique
Material: stainless steel for surgical devices	
Diameter [mm]	7.5
Total height [mm]	6.0
Geometry of the connection [mm]	Torx Ø 2.8
	Art. No.
	937042


SIC Fixation Screws for Transfer Abutment for Open Tray Technique

Compatible with	 Ø 3.7 mm	 Ø 4.2 mm	 Ø 4.7 mm	 Ø 5.2 mm
Material: Titanium Grade 5				
Total height [mm]	17.5	22.5	27.5	
Specific height/length [mm]	3.0	8.0	13.0	
Geometry of the connection [mm]	Torx Ø 2.8 and Inner Hex 1.22			
	Art. No.			
	936525	936527	936526	

SICvantage Fixation Screw for prosthetics

Compatible with	Ø 3.0 mm	Ø 3.7/4.2/ 4.7/5.2 mm
Material: Titanium Grade 5		
Specific height/length [mm]	9.5	9.5
Geometry of the connection [mm]	M 1.4	M 1.6
	Art. No.	
	950511	936658




SICvantage Fixation Screw, short

Compatible with	Ø 3.7/4.2/ 4.7/5.2 mm
Material: Titanium Grade 5	
	for SICvantage Multi-Unit 16° and 30°
Specific height/length [mm]	7.65
Geometry of the connection [mm]	M 1.6
	Art. No.
	950513

Prosthetics

Lab Implants




SICvantage Lab Implants

Compatible with	Ø 3.0 mm	Ø 3.7 mm	Ø 4.2/4.7/5.2 mm
Material: Titanium Grade 5			
Diameter [mm]	3.0	3.7	4.2
Ø Prosthetics [mm]	2.2	2.5	2.9
Total height [mm]	11.5		
Geometry of the connection	Cone + Swiss Cross		
	Art. No.		
	950504	950505	950506

Abutments, incl. Fixation Screw and Impression Cap




SICvantage Standard Abutments grey, anterior, straight

Ø 2.2 mm incl. SICvantage
Fixation Screw M 1.4 (950511)
and Impression Cap

Compatible with	Ø 3.0 mm		
Material: Titanium Grade 5			
Ø Implant connection [mm]	2.2		
Ø Prosthetics [mm]	3.8		
Mod. height [mm]	7.0		
Specific height [mm]	8.0	9.0	10.0
Gingival height [mm]	1.0	2.0	3.0
Geometry of the connection	Morse Taper + Swiss Cross		
	Art. No.		
	950601	950602	950603





SICvantage Standard Abutments grey, anterior, 15° angle

Ø 2.2 mm incl. SICvantage
Fixation Screw M 1.4 (950511)
and Impression Cap

Compatible with	Ø 3.0 mm		
Material: Titanium Grade 5			
Ø Implant connection [mm]	2.2		
Ø Prosthetics [mm]	3.8		
Mod. height [mm]	7.0		
Specific height [mm]	8.0	9.0	10.0
Gingival height [mm]	1.0	2.0	3.0
Geometry of the connection	Morse Taper + Swiss Cross		
	Art. No.		
	950608	950609	950610




SICvantage Standard Abutments blue, anterior, straight

Ø 2.5 mm incl. SICvantage
Fixation Screw M 1.6 (936658)
and Impression Cap

Compatible with	Ø 3.7 mm			
Material: Titanium Grade 5				
Ø Implant connection [mm]	2.5			
Ø Prosthetics [mm]	4.4			
Mod. height [mm]	7.0			
Specific height [mm]	8.0	9.0	10.0	12.0
Gingival height [mm]	1.0	2.0	3.0	5.0
Geometry of the connection	Morse Taper + Swiss Cross			
	Art. No.			
	950621	950622	950623	950624




SICvantage Standard Abutments blue, posterior, straight

Ø 2.5 mm incl. SICvantage
Fixation Screw M 1.6 (936658)
and Impression Cap

Compatible with	Ø 3.7 mm		
Material: Titanium Grade 5			
Ø Implant connection [mm]	2.5		
Ø Prosthetics [mm]	5.4		
Mod. height [mm]	7.0		
Specific height [mm]	8.5	10.0	12.0
Gingival height [mm]	1.5	3.0	5.0
Geometry of the connection	Morse Taper + Swiss Cross		
	Art. No.		
	950625	950626	950627




SICvantage Standard Abutments blue, anterior, 15° angle

Ø 2.5 mm incl. SICvantage
Fixation Screw M 1.6 (936658)
and Impression Cap

Compatible with	Ø 3.7 mm		
Material: Titanium Grade 5			
Ø Implant connection [mm]	2.5		
Ø Prosthetics [mm]	4.4		
Mod. height [mm]	7.0		
Specific height [mm]	8.0	10.0	12.0
Gingival height [mm]	1.0	3.0	5.0
Geometry of the connection	Morse Taper + Swiss Cross		
	Art. No.		
	950628	950629	950630

SICvantage Standard Abutments blue, posterior, 15° angle

Ø 2.5 mm incl. SICvantage
Fixation Screw M 1.6 (936658)
and Impression Cap

Compatible with	Ø 3.7 mm		
Material: Titanium Grade 5			
Ø Implant connection [mm]	2.5		
Ø Prosthetics [mm]	5.4		
Mod. height [mm]	7.0		
Specific height [mm]	8.5	10.0	12.0
Gingival height [mm]	1.5	3.0	5.0
Geometry of the connection	Morse Taper + Swiss Cross		
	Art. No.		
	950631	950632	950633

SICvantage Standard Abutments blue, anterior, 25° angle

Ø 2.5 mm incl. SICvantage
Fixation Screw M 1.6 (936658)
and Impression Cap

Compatible with	Ø 3.7 mm	
Material: Titanium Grade 5		
Ø Implant connection [mm]	2.5	
Ø Prosthetics [mm]	4.4	
Mod. height [mm]	7.0	
Specific height [mm]	8.0	10.0
Gingival height [mm]	1.0	3.0
Geometry of the connection	Morse Taper + Swiss Cross	
	Art. No.	
	950634	950635





SICvantage Standard Abutments red, anterior, straight

Ø 2.9 mm incl. SICvantage
Fixation Screw M 1.6 (936658)
and Impression Cap

Compatible with	Ø 4.2/4.7/5.2 mm			
Material: Titanium Grade 5				
Ø Implant connection [mm]	2.9			
Ø Prosthetics [mm]	5.4			
Mod. height [mm]	7.0			
Specific height [mm]	8.0	9.0	10.0	12.0
Gingival height [mm]	1.0	2.0	3.0	5.0
Geometry of the connection	Morse Taper + Swiss Cross			
	Art. No.			
	950641	950642	950643	950644





SICvantage Standard Abutments red, posterior, straight

Ø 2.9 mm incl. SICvantage
Fixation Screw M 1.6 (936658)
and Impression Cap

Compatible with	 Ø 4.2/4.7/5.2 mm		
Material: Titaniumium Grade 5			
Ø Implant connection [mm]	2.9		
Ø Prosthetics [mm]	6.4		
Mod. height [mm]	7.0		
Specific height [mm]	8.5	10.0	12.0
Gingival height [mm]	1.5	3.0	5.0
Geometry of the connection	Morse Taper + Swiss Cross		
	Art. No.		
	950645	950646	950647





SICvantage Standard Abutments red, anterior, 15° angle

Ø 2.9 mm incl. SICvantage
Fixation Screw M 1.6 (936658)
and Impression Cap

Compatible with	 Ø 4.2/4.7/5.2 mm		
Material: Titaniumium Grade 5			
Ø Implant connection [mm]	2.9		
Ø Prosthetics [mm]	5.4		
Mod. height [mm]	7.0		
Specific height [mm]	8.0	10.0	12.0
Gingival height [mm]	1.0	3.0	5.0
Geometry of the connection	Morse Taper + Swiss Cross		
	Art. No.		
	950648	950649	950650




SICvantage Standard Abutments red, posterior, 15° angle

Ø 2.9 mm incl. SICvantage
Fixation Screw M 1.6 (936658)
and Impression Cap

Compatible with	 Ø 4.2/4.7/5.2 mm		
Material: Titanium Grade 5			
Ø Implant connection [mm]	2.9		
Ø Prosthetics [mm]	6.4		
Mod. height [mm]	7.0		
Specific height [mm]	8.5	10.0	12.0
Gingival height [mm]	1.5	3.0	5.0
Geometry of the connection	Morse Taper + Swiss Cross		
	Art. No.		
	950651	950652	950653

SICvantage Standard Abutments red, anterior, 25° angle

Ø 2.9 mm incl. SICvantage
Fixation Screw M 1.6 (936658)
and Impression Cap

Compatible with	 Ø 4.2/4.7/5.2 mm	
Material: Titanium Grade 5		
Ø Implant connection [mm]	2.9	
Ø Prosthetics [mm]	5.4	
Mod. height [mm]	7.0	
Specific height [mm]	8.0	10.0
Gingival height [mm]	1.0	3.0
Geometry of the connection	Morse Taper + Swiss Cross	
	Art. No.	
	950654	950655







SICvantage Impression Cap for Standard Abutments

Compatible with	 Ø 3.0 mm	 Ø 3.7 mm	 Ø 4.2/4.7/5.2 mm
Material: POM			
Ø Implant connection [mm]	2.2	2.5	2.9
Colour	Grey	Blue	Red
Specific height [mm]	8.0		
	Art. No.		
	950695	950696	950697

CAD/CAM

SICvantage Bonding Base CAD/CAM, straight

incl. SIC Fixation Screw
M 1.6 (936658)

Compatible with	 Ø 3.0 mm	 Ø 3.7 mm	 Ø 4.2/4.7/5.2 mm
Material: Titanium Grade 5	 <small>incl. SIC Fixation Screw M 1.4 mm (950511)</small>		
Ø Implant connection [mm]	2.2	2.5	2.9
Ø Prosthetics [mm]	3.3	3.6	4.0
Mod. height [mm]	4.0		
Specific height [mm]	5.0		
Gingival height [mm]	1.0	1.0	1.0
Geometry of the connection	Morse Taper + Swiss Cross		
	Art. No.		
	950741	950761	950771

SICvantage Bonding Base CAD/CAM, straight, for bridgework

incl. SIC Fixation
Screw M 1.6
(936658)

Compatible with	Ø 3.0 mm	Ø 3.7 mm	Ø 4.2/4.7/5.2 mm
Material: Titanium Grade 5	 incl. SIC Fixation Screw M 1.4 mm (950511)		
Ø Implant connection [mm]	2.2	2.5	2.9
Ø Prosthetics [mm]	3.3	3.6	4.0
Mod. height [mm]	4.0		
Specific height [mm]	4.35		
Gingival height [mm]	0.35		
Geometry of the connection	Morse Taper + Swiss Cross		
	Art. No.		
	950742	950762	950772











SICvantage Bonding Base CAD/CAM, 15° angle

incl. SIC Fixation Screw
M 1.6 (936658)

Compatible with	Ø 3.0 mm	Ø 3.7 mm	Ø 4.2/4.7/5.2 mm
Material: Titanium Grade 5	 incl. SIC Fixation Screw M 1.4 mm (950511)		
Ø Implant connection [mm]	2.2	2.5	2.9
Ø Prosthetics [mm]	3.3	3.6	4.0
Mod. height [mm]	4.0		
Specific height [mm]	5.0		
Gingival height [mm]	1.0		
Geometry of the connection	Morse Taper + Swiss Cross		
	Art. No.		
	950743	950763	950773









SICvantage Bonding Base CAD/CAM, straight, CEREC

incl. SIC Fixation Screw
M 1.6 (936658)

Compatible with	 Ø 3.0 mm	 Ø 3.7 mm		   Ø 4.2/4.7/5.2 mm	
Material: Titanium Grade 5					
	incl. SIC Fixation Screw M 1.4 mm (950511)				
Ø Implant connection [mm]	2.2	2.5	2.5	2.9	2.9
Ø Prosthetics [mm]	4.05	4.05	4.05	4.5	4.5
Mod. height [mm]	4.65				
Specific height [mm]	5.65				
Gingival height [mm]	1.0	1.0	3.0	1.0	3.0
Geometry of the connection	Morse Taper + Swiss Cross				
	Art. No.				
	950744	950764	950765	950774	950775

SICvantage Scan Adapter









for digital modelling of CAD/CAM Customized Milled Abutments
incl. SIC Fixation Screw M 1.6 (936658)

Compatible with	 Ø 3.0 mm	 Ø 3.7 mm	   Ø 4.2/4.7/5.2 mm
			
	incl. SIC Fixation Screw M 1.4 mm (950511)		
Ø Implant connection [mm]	2.2	2.5	2.9
Geometry of the connection	Morse Taper + Swiss Cross		
	Art. No.		
	950801	950802	950803

Precondition: Open CAD/CAM system
SimedaCAD, 3Shape, ExoCAD (Fraunhofer),
DentalWings or LaserDenta with output of unencrypted STL-data
Manufacturing of Abutments: simeda medical, Luxemburg

SICvantage Milling Blanks CAD/CAM, M-Line

incl. SIC Fixation Screw
M 1.6 (936658)

Compatible with	 Ø 3.0 mm	 Ø 3.7 mm	   Ø 4.2/4.7/5.2 mm
	 incl. SIC Fixation Screw M 1.4 mm (950511)		
Ø Implant connection [mm]	2.2	2.5	2.9
Gingival height [mm]	0.5		
	Art. No.		
	950781	950782	950783

Precondition: MEDENTIKA® PreFace® Abutment-Holder

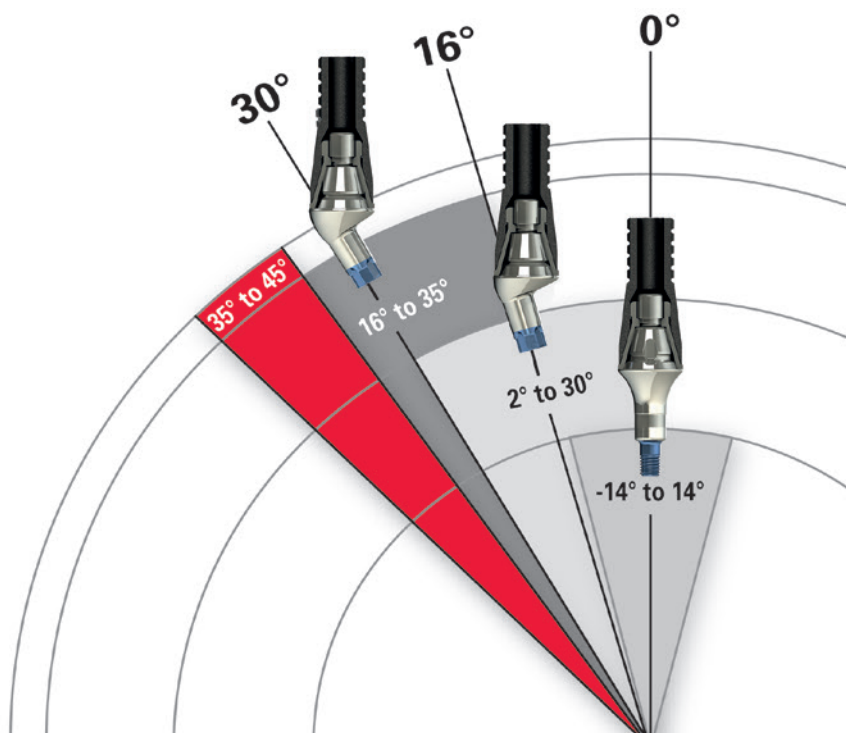
SIC Multi-Unit Abutment System

SIC Safe on Four®

The SIC "Safe on Four" system is a further development of the "bar and bridge abutments" system. In the "Safe on Four" system, the Multi-Unit abutments "Safe on Four" are directly screw-retained with the respective implant. In this way, a fixed transgingival platform is created over which all further prosthetic and laboratory technical measures are completed. The system is indicated for fixed or removable bridge or full restorations with the stipulation that the distal implants can have a maximum implantation angle of 30°.





The maximum bone availability is utilised distally by displacement of the most distally placed angled implant. During development of the system, particular value was placed on the greatest possible stability of individual components. The "Safe on Four" universal fixation screws also have a reinforced screw thread.

For further information about the surgical procedure of our Multi-Unit Abutment System, please refer to the brochure.



SICvantage Multi-Unit Abutment System





SICvantage Multi-Unit Abutment "Safe on Four", straight

Compatible with	Ø 3.7 mm		Ø 4.2/4.7/5.2 mm	
Material: Titanium Grade 5				
Ø Implant connection [mm]	2.5		2.9	
Ø Prosthetics [mm]	5.0			
Specific height/length [mm]	4.9	6.4	4.9	6.4
Gingival height [mm]	1.5	3.0	1.5	3.0
Geometry of the connection	Morse Taper			
	Art. No.			
	950710	950711	950712	950713











Please note: Tightening torque for SICvantage Multi-Unit Abutment SoF, straight is 30 Ncm with any SICvantage insertion tool.









SICvantage Multi-Unit Abutment "Safe on Four", 16° angle incl. SICvantage Fixation Screw, short M 1.6 (950513)

Compatible with	Ø 3.7 mm		Ø 4.2/4.7/5.2 mm	
Material: Titanium Grade 5				
Ø Implant connection [mm]	2.5		2.9	
Ø Prosthetics [mm]	5.0			
Specific height/length [mm]	4.9	6.4	4.9	6.4
Gingival height [mm]	1.5	3.0	1.5	3.0
Geometry of the connection	Morse Taper + Swiss Cross			
	Art. No.			
	950716	950717	950720	950721



SICvantage Multi-Unit Abutment "Safe on Four", 30° angle incl. SICvantage Fixation Screw, short M 1.6 (950513)

Compatible with	 Ø 3.7 mm		   Ø 4.2/4.7/5.2 mm	
Material: Titanium Grade 5				
Ø Implant connection [mm]	2.5		2.9	
Ø Prosthetics [mm]	5.0			
Specific height/length [mm]	4.9	6.4	4.9	6.4
Gingival height [mm]	1.5	3.0	1.5	3.0
Geometry of the connection	Morse Taper + Swiss Cross			
	Art. No.			
	950718	950719	950722	950723

SIC Crown Base "Safe on Four" (incl. SIC Fixation Screw "Safe on Four")








Compatible with	    Ø 3.7/4.2/4.7/5.2 mm			
				
	Titanium	residue-free burn-out	high-fusing alloy	for non-precious alloy
Total height [mm]	9.0	10.0	12.4	12.4
Material	Titanium Grade 5	PMMA	AuPt	PtIr
Geometry of the connection	Cone "Safe on Four"			
	Art. No.			
	936270	936276	936272	936273

SIC Accessories for Multi-Unit Abutment System








Art No.		Art No.	
950731	 <p>SIC Gingiva Shaper "Safe on Four" with Click Total height [mm] 4.0 Diameter [mm] 5.0 Material PEEK Geometry of the connection Cone "Safe on Four"</p>	936541	 <p>SIC Fixation Screw "Safe on Four" 16.0 mm, for Transfer Abutment, Open Tray Technique Total height [mm] 16.0 Specific height [mm] 6.0 Material Titaniumium Grade 5 Geometry of the connection (mm) 1.6 and inner hex 1.22</p>
936252	 <p>SIC Gingiva Shaper "Safe on Four", cylindrical Total height [mm] 5.0 Diameter [mm] 5.0 Material Titaniumium Grade 5 Geometry of the connection Cone "Safe on Four"</p>	936251	 <p>SIC Lab Implant "Safe on Four" Total height [mm] 16.0 Diameter [mm] 5.0 Material stainless steel for surgical devices Geometry of the connection Cone "Safe on Four"</p>
936250	 <p>SIC Transfer Abutment "Safe on Four", reposition (incl. integrated Fixation Screw "Safe on Four" and Transfer Cap Ø 3.3 mm) Total height [mm] 9.5 Diameter [mm] 5.0 Material Titaniumium Grade 5 Geometry of the connection Cone "Safe on Four"</p>	936540	 <p>SIC Fixation Screw "Safe on Four" Diameter thread [mm] 1.6 Total height [mm] 5.0 Material Titaniumium Grade 5 Geometry of the connection [mm] 1.6 and Inner Hex 1.22</p>
936275	 <p>SIC Transfer Abutment "Safe on Four", Open Tray Technique (incl. SIC Fixation Screw 16.0 mm) Total height [mm] 11.0 Diameter [mm] 5.0 Material Titaniumium Grade 5 Geometry of the connection Cone "Safe on Four"</p>	950513	 <p>SICvantage Fixation Screw, short Diameter thread [mm] 1.6 Total height [mm] 7.65 Material Titaniumium Grade 5 Geometry of the connection [mm] 1.6 and inner Hex 1.22</p>
936274	 <p>SIC Bar Coping "Safe on Four" (incl. SIC Fixation Screw "Safe on Four") Total height [mm] 6.2 Material AuAgCuPt Geometry of the connection Cone "Safe on Four"</p>	935230	 <p>SIC Cutter Ø 5.2 mm for SIC "Safe on Four", with Guidance Tip Diameter [mm] 5.2 Length [mm] 31.0 Material stainless steel for surgical devices Geometry of the connection ISO Adapter Angle Piece</p>
936271	 <p>SIC Scan Adapter for SIC "Safe on Four" Total height [mm] 6.0 Material PEEK Geometry of the connection Cone "Safe on Four"</p>		
950730	 <p>SICvantage Positioning Aid 16° and 30° for SICvantage "Safe on Four" Material Titaniumium Grade 5 Geometry of the connection Swiss Cross</p>		
936281	 <p>SIC Planning Guide for SIC "Safe on Four" Material Titaniumium Grade 5</p>		


LocFix Attachments

SICvantage LocFix Attachments, blue

Compatible with	 Ø 3.7 mm					
Material: Titanium Grade 5						
Ø Implant connection [mm]	2.5					
Gingival height [mm]	1.0	2.0	3.0	4.0	5.0	6.0
Geometry of the connection	Morse Taper					
	Art. No.					
	951201	951202	951203	951204	951205	951206

SICvantage LocFix Attachments, red













Compatible with	 Ø 4.2/4.7/5.2 mm					
Material: Titanium Grade 5						
Ø Implant connection [mm]	2.9					
Gingival height [mm]	1.0	2.0	3.0	4.0	5.0	6.0
Geometry of the connection	Morse Taper					
	Art. No.					
	951208	951209	951210	951211	951212	951213





SIC LocFix Replacement Male 4 pieces each



						
				extended application	extended application	extended application
Material	Nylon					
Retention force [kg]	1.9	1.1	0.7	1.8	1.1	0.6
Colour	clear	pink	blue	green	orange	red
	Art. No.					
	951251	951252	951253	951256	951257	951258








SIC LocFix Accessories

Art. No.	   	Art. No.	
951250 	SIC LocFix Processing Male, 4 pieces, black Material Grilamid Compatible with all LocFix Attachments	951264 	SIC LocFix Tool, 3-part Material stainless steel Compatible with for surgical devices all LocFix Attachments
951260 	SIC LocFix Denture Cap incl. Processing Male, black Material Titanium Grade 5 Compatible with all LocFix Attachments	951265 	SIC LocFix Insertion Tool, Angle Piece Material stainless steel Compatible with for surgical devices all LocFix Attachments
951261 	SIC LocFix Block-Out Ring, 4 pieces Material Silicone Compatible with all LocFix Attachments	935717 	Locator® Matrix-Set, 5-part Material Nylon Compatible with all LocFix Attachments
951262 	SIC LocFix Impression Post incl. Processing Male, black Material Titanium Grade 5 Compatible with all LocFix Attachments		
951263 	SIC LocFix Lab Implant Material Titanium Grade 5 Compatible with all LocFix Attachments		

Prosthetic Tools

SIC Prosthetic Tray	
	
SIC Prosthetic Tray TR, equipped (incl. TR Screwdrivers – short and long – and TR Torque Ratchet incl. Adapter)	SIC Prosthetic Tray, empty
Length/Height/Width [mm]	155/25/55
	Art. No.
	935526
	935523

Art. No.	
 937127	SIC Torque Ratchet, Titanium, incl. Adapter for Angle Piece Instruments
	Diameter [mm] 7.0
	Length [mm] 99.0
	Width [mm] 12.0
	Material Titanium Grade 5

SICvantage Extractor for prosthetics					
Compatible with	 Ø 3.0 mm		 Ø 3.7/4.2/4.7/5.2 mm		
Material: stainless steel for surgical devices					
	short	long	extra short	short	long
Length [mm]	25	30	19	25	30
Laser marking	Grey		Blue/Red		
	Art. No.				
	951616	951617	951623	951618	951619

SIC Insertion Tool



(manual use)

Compatible	for SIC Fixation Screw, for Transfer Abutment, Open Tray Technique
Material: stainless steel for surgical devices	
Diameter [mm]	7.5
Total height [mm]	6.0
Geometry of the connection [mm]	Torx Ø 2.8
	Art. No.
	937042




SIC TR Adapter for Angle Piece Instruments

Compatible with	SIC Angle Piece Instruments
Material: stainless steel for surgical devices	
Length [mm]	19.5
Geometry of the connection	SIC Angle Piece Instruments
	Art. No.
	937108

SIC Screwdrivers, Angle Piece

Material: stainless steel for surgical devices	 short, hex. 1.2 mm	 long, hex 1.2 mm
Specific height/length [mm]	5.0	15.0
Geometry of the connection [mm]	Hex 1.2	
	Art. No.	
	937032	937031

SIC TR Screwdrivers



Material: stainless steel for surgical devices			
	extra short	short	long
Length [mm]	17.0	25.0	32.5
Geometry of the connection [mm]	Hex 1.2		
	Art. No.		
	937130	937128	937129

SICvantage TR Insertion Tool S, short

Material: stainless steel for surgical devices	
Length [mm]	19.0
Geometry of the connection	SICvantage Insertion post
	951613

Also usable with SICvantage Multi-Unit Abutment, straight.

SICvantage Insertion Tools, Angle Piece

Material: stainless steel for surgical devices		
		long
Length [mm]	20.0	28.0
Geometry of the connection	SICvantage Insertion Post	
	Art. No.	
	951615	951614


Also usable with SICvantage Multi-Unit Abutment, straight.



Standard Surgery

SIC Bone Condenser

The SIC Bone Condenser, with an instrument design based on an idea suggested by Dr. A. Weidmann, enables atraumatic condensing of the implant site in the cancellous bone. Bone preparation with the new, patented instrument geometry of the condenser attachment greatly improves primary stability during implant placement in soft bone.



SIC Titanium Ratchet

The SIC Titanium ratchet (TR) combines maximum precision, secure handling, improved durability with an attractive modern design. The one-piece ratchet body is made of a Titanium alloy and the snap-on ratchet head is made of stainless steel, guaranteeing high protection against corrosion and easy and thorough cleaning, care and maintenance. For checking torque, the ergonomically designed handle has an individually calibrated and scaled cam follower which is employed at torques of up to 45 Ncm. When used as a surgical ratchet, without torque control, operation without the cam follower allows transmission of a maximum torque of 80 Ncm. The TR adapters engage in the ratchet seating and lock into it securely. The adapter for angled instruments (article no. 937108) has a special "Hex socket" for transmitting torques of up to 80 Ncm.



SIC Surgical Tray p. 48

SIC Drill Systems p. 48

SIC Marking Drill p. 48

SIC Short Drills p. 49

SIC Drills for Depth Stop p. 49

SIC Depth Stops for Drills p. 50

SIC Brackets for Depth Stops p. 51

SIC Crestal Drills p. 51

SIC Bone Taps p. 52

SIC Bone Condenser p. 53

SIC Surgical Accessories p. 54

SIC Insertion Tools Surgery p. 56

SIC Drilling System with Depth Stop

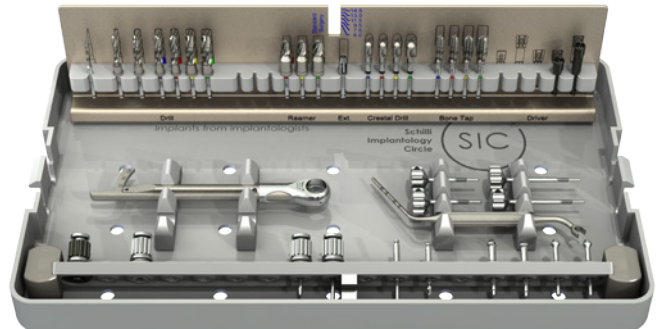
The SIC drilling system with depth stop is a very flexible system for reliable, quick implant placement. The drills can be used with or without the depth stop. A secure friction fit guarantees the high functionality of the depth stop. This is achieved by a clip on the drill depth stop which can simply be attached over the working section of the drill.



SIC Surgical Tray

The SIC Surgical Tray is characterised by its optimal arrangement and ergonomic design. Due to its small dimensions, it fits into the smallest sterilising machines even when it is completely filled. The number of instruments is reduced to the necessities. The drill system can be plugged into the tray in modular fashion. There is the option of adding drill depth stops to the tray.


All four SIC implant lines are compatible with the instruments of the SIC surgical tray. With this "SIC one4all Concept™", we meet the demands of the dental practitioner for ease of use and cost-effectiveness.





Standard Surgery





New Instrument:
SICvantage Insertion tool "direct"









Surgical Trays

SIC Surgical Tray	
Compatible with	SICvantage max
	<div style="display: flex; justify-content: space-around;"> <div style="text-align: center;">  <p>SICvantage Surgical Tray with Titanium Ratchet, equipped</p> </div> <div style="text-align: center;">  <p>SIC Surgical Tray universal, empty</p> </div> </div>
Length/Height/Width [mm]	250/25/150
	Art. No.
	951705
	935510

Drill Systems








SIC Marking-Drill	
Compatible with all SIC implant diameters	
Material: stainless steel for surgical devices	
Diameter [mm]	1.7
Length [mm]	34.0
Specific height/length [mm]	14.5
Geometry of the connection	ISO Adapter Angle Piece
	Art. No.
	935194

SIC Short Drills

Compatible with	● ● ● ● ●		● ● ● ●	● ● ●	● ●	●
Material: stainless steel for surgical devices		 "Smart Drill"				
Diameter [mm]	2.0	2.0/2.5/2.8	3.1	3.25	3.75	4.25
Length [mm]	25.5					
Specific height/length [mm]	11.5					
Geometry of the connection	ISO Adapter Angle Piece					
	Art. No.					
	935222	935223	935224	935225	935226	935228






Please note: Only to be used with implant lengths up to 11.5 mm.

SIC Drills for Depth Stop

Compatible with	● ● ● ● ●		● ● ● ●	● ● ●	● ●	●	
Material: stainless steel for surgical devices		 "Smart Drill"					
Diameter [mm]	2.0	2.0/2.5/2.8	3.1	3.25	3.75	4.25	4.6
Length [mm]	34.0						
Specific height/length [mm]	14.5						
Geometry of the connection	ISO Adapter Angle Piece						
	Art. No.						
	935214	935215	935216	935217	935220	935218	935221






SIC Depth Stops for Drills

up to Ø 3.25 mm



To use with implant diameters	● ● ●				
Material: stainless steel for surgical devices					
Diameter [mm]	4.7				
for Implant Length [mm]	7.5	9.5	11.5	13.0	14.5
Specific height/length [mm]	12.4	10.4	8.4	6.9	5.4
Compatible with	Depth Stop Drills up to Ø 3.25 mm				
Geometry of the connection	ISO Adapter Angle Piece				
	935246	935247	935248	935249	935250

SIC Depth Stops for Drills



up to Ø 4.6 mm

To use with implant diameters	● ●				
Material: stainless steel for surgical devices					
Diameter [mm]	5.7				
for Implant Length [mm]	7.5	9.5	11.5	13.0	14.5
Specific height/length [mm]	12.4	10.4	8.4	6.9	5.4
Compatible with	Depth Stop Drills up to Ø 4.6 mm				
Geometry of the connection	ISO Adapter Angle Piece				
	935251	935252	935253	935254	935255









SIC Brackets for Depth Stops

	
equipped	empty
Art. No.	
935512	935511

Compatibility of Depth Stops











Diameter [mm]	2.0	2.0/2.5/2.8	3.1	3.25	3.75	4.25	4.6
 Depth stop without marking	935214	935215	935216	935217			
 Depth stop with marking yellow					935220	935218	935221

SIC Crestal Drills

Compatible with	 Ø 3.7 mm	 Ø 4.2 mm	 Ø 4.7 mm	 Ø 5.2 mm
Material: stainless steel for surgical devices				
Diameter [mm]	3.3	3.75	4.25	4.75
Length [mm]	31.0			
Geometry of the connection	ISO Adapter Angle Piece			
Art. No.				
	935187	935192	935167	935193

SIC invent | Standard Surgery

SIC Bone Taps

	 Ø 3.0 mm	 Ø 3.7 mm	 Ø 4.2 mm	 Ø 4.7 mm	 Ø 5.2 mm
Compatible with					
Material: stainless steel for surgical devices					
Diameter [mm]	3.0	3.4	4.0	4.5	5.0
Length [mm]	34.0				
Geometry of the connection	ISO Adapter Angle Piece				
	Art. No.				
	935198	935185	935186	935168	935190

SIC Bone Condenser by Dr. A. Weidmann

Compatible with	● ● ●		● ●		●	●
Material: stainless steel for surgical devices						
Diameter [mm]	–	2.6	3.2	3.4	3.9	4.3
Length [mm]	140.0	27.0				
Specific height/length [mm]	14.5					
Art. No.						
	937200	937202	937203	937204	937206	937205

SIC Bone Condenser Set by Dr. A. Weidmann



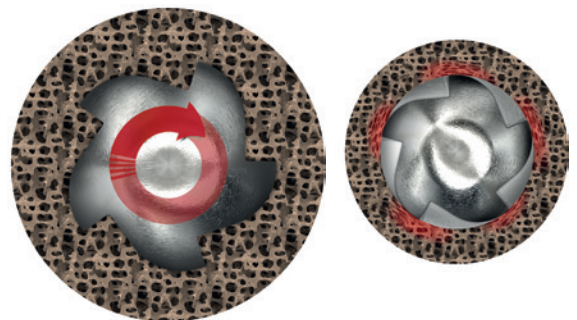
Consisting of Tray, Handle, 5 inserts

Art. No.	
937220	





SIC Bone Condenser







The SIC Bone Condenser, with an instrument design based on an idea suggested by Dr. A. Weidmann, enables atraumatic condensing of the implant site in the cancellous bone. Bone preparation with the new, patented instrument geometry of the condenser attachment greatly improves primary stability during implant placement in soft bone.

The bone condenser is used in ascending sequence until the required final diameter is reached, whereby the sizes, depth marks and colour coding correspond to those of the SIC implant systems. By tapping in the bone condenser the local bone is displaced apically and the bone condensed minimally invasively by **rotating the condenser radially (clockwise)**, slowly and gently by **at least 90 degrees**.





Surgical Accessories

SIC Gingiva Punch "Safety Punch"		
Compatible with		
Material: stainless steel for surgical devices		
Diameter [mm]	3.5	4.4
Length [mm]	20.5	
	Art. No.	
	937151	937150

Art. No.	
937323	<p>SIC Probe for Gingiva Punch, universal</p> <p>Diameter [mm] 1.9</p> <p>Length [mm] 35.0</p> <p>Material stainless steel for surgical devices</p> <p>Geometry of the connection [mm] Hex 1.22</p> 
Art. No.	
935212	<p>SIC Drill extension</p> <p>Length [mm] 27.0</p> <p>Material stainless steel for surgical devices</p> <p>Geometry of the connection ISO Adapter Angle Piece</p> <p>Compatible with SIC Angle Piece Instruments</p> 
Art. No.	
935230	<p>SIC Cutter Ø 5.2 mm for SIC "Safe on Four", with Guidance Tip</p> <p>Diameter [mm] 5.2</p> <p>Length [mm] 31.0</p> <p>Material stainless steel for surgical devices</p> <p>Geometry of the connection ISO Adapter Angle Piece</p> 




SIC Depth Gauge

Compatible with	● ● ● ●	
Material: Titanium Grade 5		
Diameter [mm]	2.0	2.8
Length [mm]	23.5	
Specific height/length [mm]	20.0	
	Art. No.	
	935165	935166

SIC Counter Ratchet with "Easy Handle"
 Diameter [mm] 1.6
 Length [mm] 28.0
 Geometry of the connection [mm] Hex 3.0
 Material Titanium Grade 5



	Art. No.
	937122

Art. No.	● ● ● ● ●
935351 	SIC X-Ray Balls Ø 5.0 mm, 10 pieces Diameter [mm] 5.0 Material stainless steel for surgical devices
Z9913 	SIC Dental Implant Pass, 20 pieces
935008 	SIC X-Ray Positioning Device SICmax®, SICvantage® max 1.25:1 and 1:1



Insertion Tools Surgery

SICvantage TR Insertion Tool S, short

Material: stainless steel for surgical devices	
Length [mm]	19.0
Geometry of the connection	SICvantage Insertion post
	951613

Also usable with SICvantage Multi-Unit Abutment, straight.

SICvantage Insertion Tools, Angle Piece




Material: stainless steel for surgical devices		
		long
Length [mm]	20.0	28.0
Geometry of the connection	SICvantage Insertion Post	
	Art. No.	
	951615	951614

Also usable with SICvantage Multi-Unit Abutment, straight.



SICvantage Insertion tools "direct"

Compatible with	 Ø 3.0 mm	 Ø 3.7 mm	 Ø 4.2/4.7/5.2 mm
			
Length [mm]	30.5		
Geometry of the connection	Swiss Cross		
	Art. No.		
	951620	951621	951622

SIC TR Screwdrivers

Material: stainless steel for surgical devices			
	extra short	short	long
Length [mm]	17.0	25.0	32.5
Geometry of the connection [mm]	Hex 1.2		
	Art. No.		
	937130	937128	937129


SIC Screwdrivers, Angle Piece


Material: stainless steel for surgical devices		
	short, hex 1.2 mm	long, hex 1.2 mm
Specific height/length [mm]	5.0	15.0
Geometry of the connection [mm]	Hex 1.2	
	Art. No.	
	937032	937031

SICvantage Extractor for prosthetics

Compatible with	Ø 3.0 mm		Ø 3.7/4.2/4.7/5.2 mm		
Material: stainless steel for surgical devices					
	short	long	extra short	short	long
Length [mm]	25	30	19	25	30
Laser marking	Grey		Blue/Red		
Art. No.					
	951616	951617	951623	951618	951619

Art. No.		● ● ● ●
937127	SIC Torque Ratchet, Titanium, incl. Adapter for Angle Piece Instruments	
	Diameter [mm]	7.0
	Length [mm]	99.0
	Width [mm]	12.0
	Material	Titanium Grade 5
937108	SIC TR Adapter for Angle Piece Instruments	
	Length [mm]	19.5
	Material	stainless steel for surgical devices
	Compatible with	SIC Angle Piece Instruments

Art. No.		● ● ● ●
937122	SIC Counter Ratchet with "Easy Handle"	
	Diameter [mm]	1.6
	Length [mm]	28.0
	Geometry of the connection [mm]	Hex 3.0
	Material	Titanium Grade 5
935300	SIC "Easy Screw" designed by Dr. G. Bayer	
	Length [mm]	175.0
	Material	stainless steel for surgical devices
	Compatible with	ISO Adapter Angle Piece and Implant Insertion Post





Biomaterials

SIC nature graft

SIC nature graft is a purely biological, anorganic augmentation material of phycogene origin.

SIC nature graft is distinguished by an interconnecting porosity, a honey-comb-like structure and a coarse surface. These characteristics guarantee optimum osteoconduction and rapid bone regeneration.



SICmeso Guard® Dental Membrane

Native membrane with extended barrier function

Latest membrane technology GBR/GTR developed and manufactured by our partner, DSM Biomedical which is one of the leading manufacturers of biomaterials.

The membrane is of porcine origin and is composed of a natural grown network of collagen and elastic fibres in the mesothelium of the peritoneum. The use of membranes out of the mesothelium of the peritoneum is a first in oral implantology. The origin-related, natural high stability of the membrane is achieved without artificial cross-linking only by gentle harvesting and processing of the tissue.

SICmeso Guard® has an open porous structure on both sides to allow for cellular infiltration and vascularization, enabling the remodeling by the body's own tissue.

Due to the optimized pore size, the complete remodeling will be effected after approx. 6 months.



Bone Grafting	p. 61
SIC nature graft	p. 61
Membrane	p. 61
SICmeso Guard Dental Membrane	p. 61

Bone Grafting Material

SIC nature graft



SIC nature graft 1×0.5 ml
(granule size 0.3–1.0 mm)



SIC nature graft 1×1.0 ml
(granule size 0.3–1.0 mm)



SIC nature graft 1×2.0 ml
(granule size 0.3–1.0 mm)

Material	hydroxyapatite of phycogene origin		
	Art. No.		
	510808	510816	510824

Membrane

SICmeso Guard® Dental Membrane



Size: 15 x 20 mm



Size: 20 x 30 mm

Material	Native collagen membrane from porcine mesothelium of peritoneal origin	
	Art. No.	
	530015	530020



CERTIFICATE



This is to certify that the company



SIC invent AG

Birmannsgasse 3
4055 Basel
Switzerland

with the organizational units/sites as listed in the annex

has implemented and maintains a **Quality Management System**.

Scope:

Development, manufacturing and distribution of dental implant systems, risk class I instruments and bioresorbable bone filling material

Through an audit, documented in a report, performed by DQS Medizinprodukte GmbH, it was verified that the management system fulfills the requirements of the following standard:

EN ISO 13485 : 2012 + AC : 2012

Certificate registration no.	293238 MP2012
Certificate unique ID	170660679
Effective date	2017-01-01
Expiry date	2019-12-31
Frankfurt am Main	2016-12-09



DQS Medizinprodukte GmbH

Sigrid Uhlemann
Managing Director

Dr. Thomas Feldmann
Head of Certification Body



Accredited Body: DQS Medizinprodukte GmbH, August-Schanz-Str. 21, 60433 Frankfurt a. M., Germany

1 / 2

410.22_Version: 2.0



EC-CERTIFICATE

(Full quality assurance system)



This is to certify that the company



SIC invent AG

Birmannsgasse 3
4055 Basel
Switzerland

has implemented and maintains a full quality assurance system which applies to the products at every stage from design to final controls.

Through an audit, documented in a report, performed by DQS Medizinprodukte GmbH, it was verified that the management system fulfills the requirements of

Annex II – excluding Section 4 of Council Directive 93/42/EEC concerning medical devices

with respect to the following medical devices:

Dental Implants, Abuments, Accessories as listed in the annex

The manufacturer is subject to surveillance according to Annex II, Section 5. The CE marking with the Notified Body Identification Number (0297) may be affixed on the devices listed in the certificate. An EC Design Examination Certificate according to Annex II, Section 4 is required for class III devices covered by this certificate. The certificate is in the case of class I(s) devices (I(s) = class I products placed on the market in sterile conditions) limited to the aspects of manufacture concerned with securing and maintaining sterile conditions. The certificate is in the case of class I(m) devices (I(m) = class I devices with a measuring function) limited to the aspects of manufacture concerned with the conformity of the products with the metrological requirements.

Certificate registration no.	293238 MR2
Certificate unique ID	170660686
Effective date	2017-01-01
Expiry date	2021-12-31
Frankfurt am Main	2016-12-09

DQS Medizinprodukte GmbH

Sigrid Uhlemann
Managing Director

Dr. Thomas Feldmann
Head of Certification Body

August-Schanz-Straße 21, 60433 Frankfurt am Main,
Tel. +49 (0) 69 95427-300, medical.devices@dqs-med.de

DQS Medizinprodukte GmbH is a Notified Body according to Council Directive 93/42/EEC concerning medical devices with the Identification Number 0297.

1 / 2

411.20, Version 1.0



SIC invent AG

Birmannsgasse 3
CH-4055 Basel
Tel.: +41 (0)61 260 24 60
Fax: +41 (0)61 261 39 68
contact.switzerland@sic-invent.com

SIC invent Deutschland GmbH

Willi-Eichler-Strasse 11
D-37079 Göttingen
Tel.: +49 551 50 42 94 0
Fax: +49 551 50 42 94 55
contact.germany@sic-invent.com

SIC invent Austria GmbH

Kohlmarkt 7/Stg. 2/58
A-1010 Wien
Tel.: +43 (0)1 533 70 60
Fax: +43 (0)1 533 70 60 50
contact.austria@sic-invent.com

SIC invent Asia-Pacific Inc.

6F, 6, Banpo-daero 23-gil, Seocho-gu,
KR 06656 Seoul
Tel.: +82 2 585 9700
Fax: +82 2 584 4411
contact.korea@sic-invent.com

SIC invent ShangHai Limited

Office 721, Building 2-1,
German Business Center
No. 88, Keyuan Road,
Zhangjiang Hi-Tech Park
201203 Shanghai / PR China
Tel.: +86 21 5855 0126
Fax: +86 21 5855 0127

SIC invent North America Inc.

contact.usa@sic-invent.com

www.sic-invent.com
www.my-sic.com